

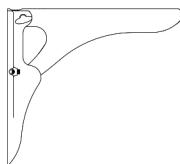
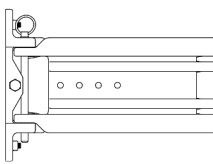
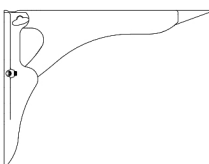
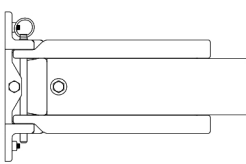
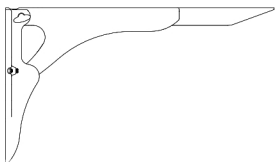
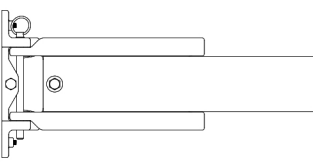
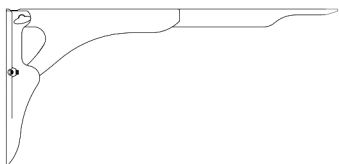
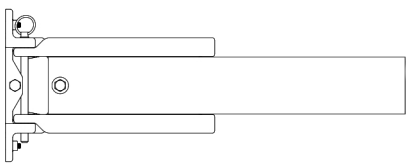
# AUTOMATIC POOL COVERS NEW ENGLAND



## How Many to Use

For most materials, plan to use 1 bracket wherever the individual lid pieces meet across the span of the track width.

When using thinner material, or if using lid pieces longer than 24", consider installing extra brackets at the center of each piece as well. Depending on method used, additional brackets may be installed at the ends of the recessed box.

<i>Length<sup>2</sup></i>	<i>Weight Limit</i>	<i>Side View</i>	<i>Top View</i>
11"	640 lbs		
13"-16"	435 lbs		
17"- 20"	370 lbs		
21"- 24"	325 lbs		

## Shipping Information

Each bracket is shipped fully assembled, in a pack of 4.

Approximate weight of each bracket is (4)lb

Extensions are packaged separately.

Each bracket comes with 2 wedge anchors with nuts and washers ( $\frac{1}{2}$ " x 5  $\frac{1}{2}$ " ) for mounting the base.

<sup>2</sup>Length refers to top of the bracket arms, not the dimension of the intended lid material.